



Career Planning and College Application Process

Welcome Parents and
Guardians Class of 2024!



Agenda

- Introduction of Counseling Team
- Resources
- How to Apply to 2 year and 4 year colleges
- Upcoming Events





Who's on your Student's Team?! CCS and Other Resources

- Your Student's Counselor!
- College and Career Services
- School Counseling Interns
- Ms. Joyce Anderson for CBSA
- ISAC Financial Aid Advisor
- Youth Job Center
- Oakton College
- Click [here](#) to learn more!





Post-High School Planning

Students have many options for after high school!

In TONIGHT's program, the bulk of the presentation will focus on how to apply to 2- and 4-year colleges, a multi-step process!

But there's even more to come:

10/4 - Intro to Career Pathways (virtual)

10/11 - Intro to College Financial Aid (virtual)

10/24 - ETHS Wildkit Futures Day Workshops

TBD - HBCU Panel Discussion





Apprenticeships & Trade/Vocational School

- **Apprenticeship:** Receive career training in skilled trades through coursework and work on-the job. Typically paid.
- **Trade/Vocational School:** Hands-on training to prepare students for actual work in their chosen field. Trade school programs are entirely concentrated on relevant job training (e.g., Construction, Cosmetology, Tattoo, etc).
- For more information on specific programs and applications, check out the [Careers in Trades](#) Section on the ETHS CCS Website.
- *Students can reach out to Ms. Vazquez in CCS or their counselor for any assistance!*

Learn more on Wed. October 4th 6:30pm - Zoom
Introduction to Career Pathways:
Apprenticeships, Internships, Military and Trades



Full-Time Work

- **Full-Time Work:** Work an average of 30 hours per week or more at one employer
- Resources
 - Youth Job Center
 - Job Board
 - iKit Summer Internship
 - SchooLinks >> Career Center >> Opportunities
 - [Student Career Pathway Google Site](#)
- For more information and resources, please check out the [Career Planning Section](#) on the ETHS CCS website.
- *Students can reach out to Ms. Vazquez in CCS, YJC, and their counselor with any questions!!*



Military Service

- **Military Service:** Time spent serving in the US Army, Navy, Air Force, etc. After completing the ASVAB, choose the military path and commitment that best suits you. Paid education.
- **Mon. Nov. 13 - ETHS Military Visit Day in Hub W220J**
- **Mon. Dec. 11- ASVAB EXAM** is offered once a year at ETHS.
- For more information and resources, please check out the [Military Careers](#) on the ETHS CCS website.
- *Students can reach out to Ms. Vazquez in CCS or their counselor are available to assist you in this process!*





Gap Year Programs

- **Gap Year Programs:** Spend a year of service and/or enrichment between high school and college. Many have a fee to participate. Sometimes financial assistance is available.
- Strongly recommended to apply to college senior year and defer admission to participate in a Gap Year program!
- For more information visit [Gap Year Association's website](#) and [USA Gap Year Fair's](#) website!
- Stay tuned for New Trier's Annual Gap Year Fair's date to be announced!
- *Students can reach out to Ms. Arey in CCS or their counselor for assistance with this process!*



What should students be doing right now?

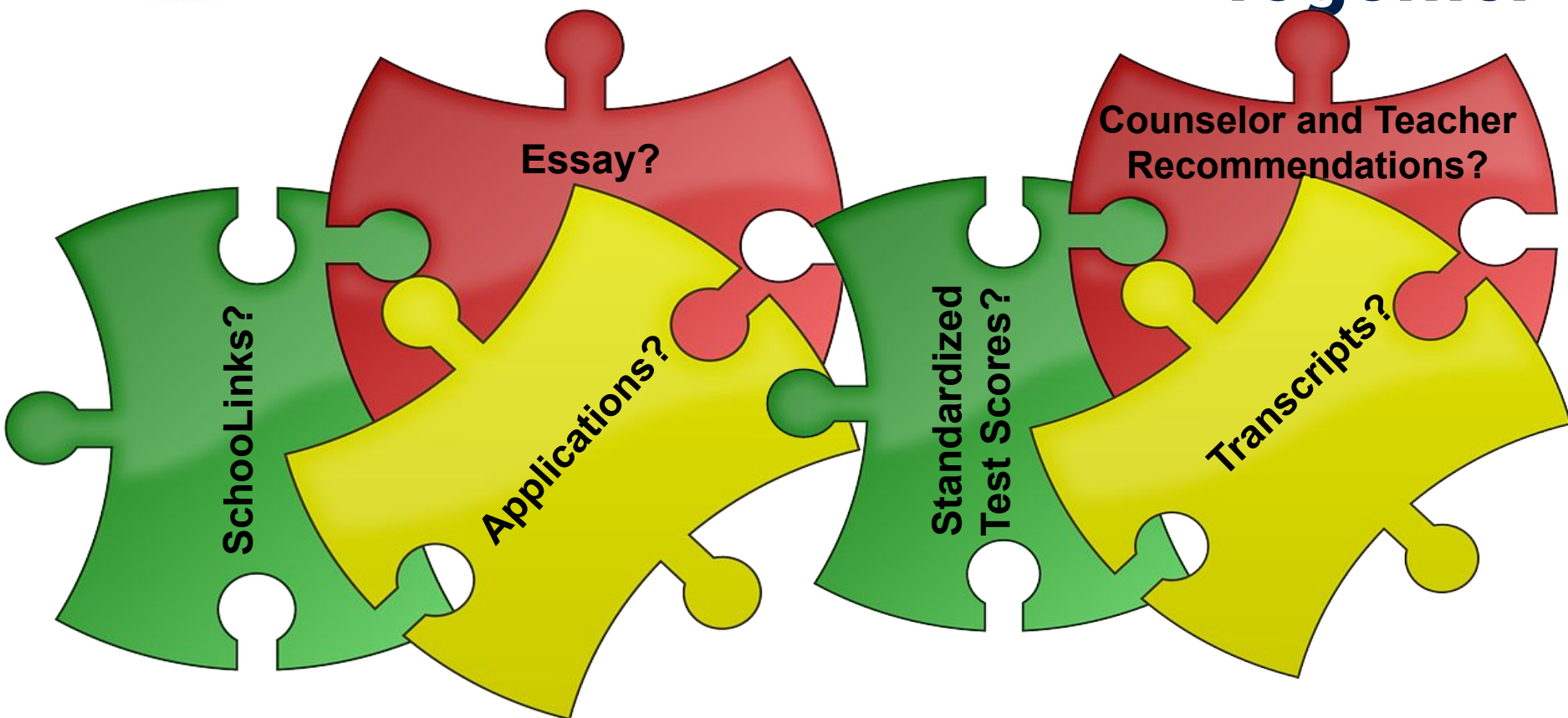
Students on the Job Hunt

- Connecting with Youth Job Center
- Updating/Creating Resume in SchooLinks
- Securing a list of references
- Finding an Internship
- Cleaning up social media pages
- Utilizing a variety of job search methods
 - Online search engines
 - Social Media Sites
 - Personal Contacts
 - SchooLinks Career Opportunities Tab
 - Company/Organization websites
- Applying for many jobs and following up on applications!





College Apps: Putting the Pieces Together



Applying to 2-year and 4-year Colleges!



Where should students be right now?

College Applications


- **Finalizing a List of Schools**
 - Narrow down the list of schools you plan on applying to.
 - Plan on applying to 6-8 schools with a balanced list of target, reach, and likely schools
- **Previewing Applications Online** (Noting deadlines)
 - Brainstorming and Beginning their **College Essays**
 - Identify **Recommendations** needed & approach staff to request
- **Reviewing Unofficial Transcript** (viewable on HAC Aug 29)
- **Meeting with College Reps** (Schedule on SchoolLinks)
- **Campus Visits**
- **Asking for Help** (Their Counselor and/or College & Career Services)



ETHS to College & Career Guide

Everything you need to know and review from today is in this guide!

- Information Needed to Complete Applications
- Application Process
- SchoolLinks Tracker Flowchart
- Tips for Applicants



ETHS to College & Career 23-24

Use this interactive FlowDoc to work through the steps during your Senior year. Make sure you bookmark this document (<https://sites.google.com/eths202.org/ethstocollege/home>) and check back often for updates!

Step 1: Check Graduation Requirements <small>How to find your Graduation vs. College Admissions Requirements</small>
Step 2: Post High School Plans <small>What Post High School options are available (College, Military, Trades/Workforce, Gap Year, etc.)</small>
Step 3: College Application Process <small>Information needed for completing applications; Types of college apps; Additional tips & guidance</small>
Step 4: Updating SchoolLinks <small>Step-by-step instructions to make sure your SchoolLinks account has all of your college app info</small>
Step 5: Documents for College Applications <small>Explanation of documents needed for college applications, and who is responsible for sending them</small>
Step 6: Financial Aid & Scholarships <small>Details on the Financial Aid Graduation Requirement, FAFSA resources, and scholarship information</small>
Step 7: Unique Considerations <small>Information for families of special needs students, student athletes, highly selective applicants, & undocumented students</small>
Step 8: Next Steps <small>Additional steps Seniors can take to put their best foot forward in the college application process</small>
BONUS: Resources <small>Links to resources, supporting documents, & helpful websites</small>

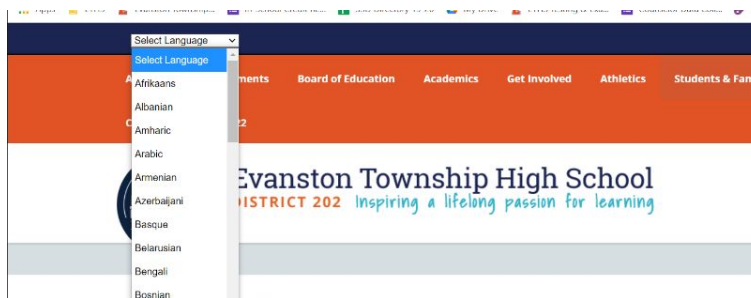
[Link to Guide](#)



Parent/Guardian Resources

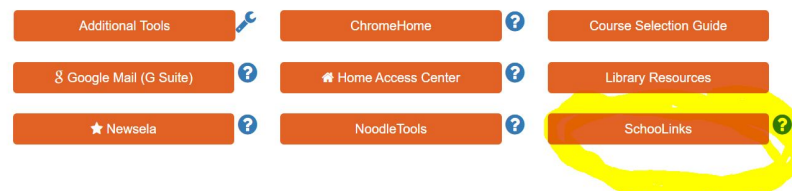
College Application Guide available on [ETHS Website](#)

- **Navigate to:**
 - *Students and Families*
 - *Counseling, College and Career Services*
 - *College Application Process*
 - *ETHS College & Career Guide*
- **Available in multiple languages!**



Evanston Township High School
DISTRICT 202 Inspiring a lifelong passion for learning

Online Tools (Students & Families)



SchoolLinks Parent/Guardian Account

- ETHS Website>>Student & Families
>> Online Tools>> SchoolLinks
- *Note: The parent/guardian email attached to your student's account is the one you will use to log on!*
- *Helpful Hint: Click on '?' for instructions on how to log on!*



Application Process

1. **Online Application**
2. **Requesting school documents be sent:**
 - a. Official Transcript
 - b. School Report
 - c. Counselor Recommendation Letter (when required)
 - d. ETHS School Profile
 - e. Application Fee Waiver (for students on free/reduced lunch)
3. **Requesting Teacher Recommendation Letters** (when required)
4. **Sending official test scores** via www.act.org and/or www.collegeboard.org (SAT) unless the college is Test-Optional which MANY colleges are for this application cycle



The Application

- **Application Types:**
 - The college's own Online Application (via the college website)
 - Common Application (www.commonapp.org)
- Student can complete ONE Common Application for multiple schools
- Types of Application Deadlines:
 - Early Decision (Binding)
 - Early Action (Non-Binding)
 - Priority Deadline
 - Regular Decision
 - Rolling Admissions



Essays

The Personal Statement/College Essay - sometimes required, sometimes not - is a student's opportunity to let the colleges know them as an individual.

It's Important to do the following:



- Present information not in other places in the application.
- Be both grammatically correct and creative.
- Proofread, proofread, proofread!

Your student's English teacher can help them, and Mrs. Arey/Mrs. Vazquez take essay appointments in College & Career Services!



Transcript Request Process

- **Initial Transcripts are automatically requested in SchooLinks once a college is added to a student's College Application Manager in SchooLinks**
- **When you add schools to your CA accounts, even if you do not submit an application, transcripts will automatically send from SchooLinks once your accounts are synced!**
- All transcript requests are made through SchooLinks.
- ETHS begins accepting Document Requests on August 30th
- ETHS will automatically send your 7th semester senior grades/midyear transcript for any college that requires it on your College Application list in SchooLinks.
- The final transcript will be sent to the school your student will be attending upon completion of the Senior Year End Activity and updating their Enrollment Decision in SchooLinks!



SchooLinks



Requesting School Documents

Students Must Submit Requests According to ETHS Deadlines

August 29	ETHS begins accepting Requests on SchooLinks
Oct 4 Deadline	For College Applications with <u>November 1</u> Deadlines
Oct 18 Deadline	For College Applications with <u>November 15</u> Deadlines
Nov 27 Deadline	For College Applications with <u>January 1 & 15</u> Deadlines

Allow up to 4 weeks for processing of app documents and transcript!

All transcript and other application document requests provided by ETHS must be placed in SchooLinks!



SchooLinks



Self-Reported Academic Record (SRAR)

- Some schools do *not* want an Official Transcript to be sent during the application process.
- Students *still* submit a SchoolLinks Request as they may need other items to be sent to the school.
- Also, submitting the SchoolLinks request allows us to track the student's College Application list.
- *Take care when self-reporting!* **Wait until Aug. 29, 2023** when transcripts are finalized with cumulative GPA & senior courses.





Counselor Recommendation Letter

- Counselors will use the information provided on the Class of 2024 Pre-Recommendation Survey and Resume in SchooLinks to write required Counselor recommendations
- **Students must complete the Pre-Recommendation Survey and Resume in SchooLinks within 72 hours after submitting Counselor Recommendation Request in SchooLinks**
- Students should allow their counselor at least four weeks to write their letter
- *NOTE: 4 week turnaround time begins at the time student has provided all data required to write letter (e.g., Pre-Rec Survey and Resume)*





Application Fee Waivers

Application Fee Waivers are available for students receiving free or reduced lunch at school. Students should **check off** this option on SchooLinks Application Setup!

For Common App Schools, students **must also** request a fee waiver through Common App on the Profile screen.

Be sure your student's meal status is updated to receive these benefits if eligible by September 22nd!





Requesting a Teacher Recommendation

- **Teacher Recommendation Letters must be requested directly** from teachers.
- Student should provide recommender with information about themselves. They may use the [Teacher Recommendation Information Form](#) for ideas about what to share.
- After a teacher agrees to write a letter, student must **follow-up by adding a request** in SchooLinks.
- Allow recommenders at least FOUR weeks to write your letter



Requesting a Teacher Recommendation

After a teacher agrees to write a letter for you, you must **follow-up by adding a request** in SchooLinks.

1. Student navigates to the **Colleges** tab in SchooLinks, and then scrolls down to **College Applications**.
2. Under 'Incomplete,' **choose existing College/University** **or** click 'Add Application' in the top right corner.
3. Select 'Request Teacher Evaluation'
4. Search for teacher(s) who has agreed to write the recommendation, locate, and assign teacher(s).
5. Student repeats the process for ALL teacher requests they want to make for EACH college.

If recommender is not a current ETHS teacher and they do NOT have an ETHS SchooLinks account, you can still add them Manually as a request! Your recommender will then receive an email with instructions on how to utilize the SchooLinks Recommendation Portal upload to your letter.



The Common Application

- Students must create an account with Common App after August 1st at commonapp.org.
- For ETHS to be able to send transcripts and other application documents to Common Application schools using SchoolLinks, the student must **complete the Common App Account Matching Process**
- Written instructions and Video Tutorial available in [ETHS College and Career Guide](#).
- Affirmative Action Update!





The Coalition Application

- Student submits all Document Requests in SchooLinks for any college to which they are applying via the Coalition Application
- They also follow-up in their Coalition account (www.mycoalition.org) by checking the box in each college's Document section to indicate that they will be sending their transcript (and other school documents) separately - meaning via SchooLinks at ETHS.



COALITION
FOR COLLEGE



Impact of Covid-19 on College Application Process

Teacher Recommendations

Reporting Test Scores

Student Activities List

Grades and Class Schedule

Covid-19 Prompt



If you have further questions, please contact your student's counselor.



Sending Official Test Scores

GRADUATION REQUIREMENT!

IF A STUDENT DID NOT TAKE THE STATE SPONSORED SAT AT ETHS LAST SPRING, THEY WILL NEED TO TAKE THE SAT SCHEDULED AT ETHS IN APRIL WITH THE CLASS OF 2025!

- Many colleges have become Test Optional, and even some are Test Free.
- www.fairtest.org - 2,000 Accredited, 4-Year Colleges & Universities with ACT/SAT-Optional Testing Policies for Fall, 2024 Admissions as of August, 2023
- If a student has scores and chooses to submit them, they must send **Score Reports** to colleges (ACT and/or SAT) if they did not request scores to be sent when they took the test.
- **Official Scores** are those sent by ACT/SAT directly to colleges.
www.act.org (ACT)
www.collegeboard.org (SAT)





Resources for Undocumented Students

[IACAC College Advising Guide for Undocumented Students](#)

Financial Aid Information for [Non-Citizens](#)

Visit [Resources for Undocumented Students](#) on the ETHS Counseling, College and Career Services webpage.

Have your student see Ms. Vazquez or their counselor as early in the process as possible!





Resources for Students with IEPs or 504s

- It is good to consider a variety of programs so that you can see the differences and think about where you will be most successful.
 - Types/Level of Support Available at Institution
 - Class Size
 - Structured vs. Unstructured Program
- [CHOICES](#) is an excellent resource – they also have a college fair every fall at a local area high school.

Choices Fair 2023 is Tuesday, October 10th hosted in-person at Vernon Hills High School!

- Visit the [Post-Secondary Planning for Students with Disabilities](#) page on the ETHS website for more information and resources.



Choices



Paying for College & Meeting Graduation Requirements



Paying for College

FAFSA (Free Application for Federal Student Aid) becomes available in **December** this year. Submit it online as soon as possible after it becomes available!

Intro to College Financial Aid Night, October 11th, 6:30pm (Virtual)

ETHS Wildkit Futures Day Financial Aid Info Session, October 24th

2024-2025 FAFSA Opens December 2023 (TBA)

Request a FAFSA/Alternate App Completion Appointment [HERE](#)

Your college may also require a separate institutional financial aid form and/or the CSS PROFILE. Online registration for the College Board CSS PROFILE begins in October & generally is due before a college's admission deadline.

- The best resource about financial aid is the college(s) to which one is applying
- Check for scholarships on SchoolLinks
- ETHS Senior Scholarships - Information is available in F





Graduation Requirement

As of the 2020-2021 school year, Illinois state law requires, as a prerequisite to receiving a high school diploma, the parent or guardian of each student to:

1. **Submit a** [Free Application for Federal Student Aid \(FAFSA®\)](#), or if applicable, an application to the [Alternative Application for Illinois Financial Aid](#) for state financial aid.
or
2. **Opt Out.** A parent/guardian may choose to opt a child out of this graduation requirement.
 - a. A parent/guardian may choose to opt a child out of this graduation requirement. To opt out, email student's name and ID# to ethsccs@eths202.org. **No ISBE Financial Aid Application Non Participation Forms will be accepted.**
 - b. Students who are at least 18 years of age or legally emancipated may complete the opt out process themselves.

For more information, go to [Financial Aid Information](#) on the ETHS website.



Guiding Students through the College Application Process as Parents/Guardians

- Support, Don't Lead
- Help your student stay organized
 - Create a spreadsheet or checklist with deadlines and college application requirements for each college
 - Keep all usernames and passwords in one place
- Proofread applications and essays
- Remind students about important deadlines
- Create parent FSA ID and assist with FAFSA Completion
- Check-in with them
 - This can be a stressful and emotional process
 - Celebrate accomplishments
 - Provide support if they receive a rejection letter
 - Conversation about options
- Empower them to be self advocates
- Review financials/advice



The background of the slide is a solid orange color with a faint, stylized tiger face pattern. The tiger's face is composed of various shades of orange and yellow, with its eyes, nose, and mouth clearly defined. The tiger's mouth is open, showing its teeth. The overall effect is a bold and energetic design.

Q & A Session